



ETHERNET CONTROL SYSTEMS

UNIVERSAL DOOR CONTROLLER



Overview

The ECON Universal Door Controller (UDC) allows integrators to quickly and easily deploy a robust powerful Ethernet based door control system in both new and existing correctional facilities. The UDC is available in a 1 RU format that fits easily in open frame or enclosed data racks as well as a panel mount version for use in wall mount enclosures. Both formats allow installers to easily access the wiring connections on the front and rear panels. The rack mount format also affords installers the use of standard 19" rack wire management hardware.

Control

The UDC controls up to 8 electric doors and supports a wide range of door and lock types including, solenoid, motor, electric strike, and even sliding doors. Each field wire connector includes a line out (or + dc), Neutral (or - dc), Ground, Unlock output, Lock output, + 24 vdc out for door status, and an input for door status return. Like all ECON I/O, the UDC allows users to associate any input in the system with any output. Each door is individually fused using standard 3AG or AGC type glass fuses. Fuse holders on the front panel facilitate safe easy replacement of fuses.

Management

The UDC includes an LCD display to that shows device information such as IP address, subnet mask, gateway etc. as well as the status of each input and output.

The UDC can be easily configured using the ECON Configuration utility or through the embedded web server. Users can edit network settings, monitor input and output status and view or edit other controller parameters.

Communication

The UDC utilizes industry standard 802.3u fast Ethernet for control communication. Like all ECON controllers, the UDC utilizes a highly secure encryption algorithm to guard against unauthorized control or monitoring. The UDC utilizes ECON's Open Protocol Integration platform (OPI), which allows integrators to utilize either ECON's powerful CAM software for control or most major PLC control packages.



ETHERNET CONTROL SYSTEMS

UNIVERSAL DOOR CONTROLLER

Specifications:

Door Control Made Easy.



General

- Rack mount Dimensions (H x W x D)1.75" x 19" x 7.75"
- Panel mount Dimensions (H x W x D).....2.15" x 6.25" x 12.75"
- Rack Mount Weight.....6.4 Lbs
- Panel Mount Weight5.5 Lbs

Environmental

- Storage Temperature..... -40° to 85° C (-40° to 185° F)
- Operating Temperature.....0° to 50° C (32° to 122° F)
- Storage Humidity.....5 to 85% relative humidity, non-condensing
- Operating Humidity.....5 to 85% relative humidity, non-condensing

Electrical

- Rack Mount operating Input voltage90-264 VAC
- Panel Mount operating Input voltage24VDC
- InputsEight sourcing inputs @ 24VDC voltage isolation 5300Vrms
- OutputsSixteen Form A, N.O. outputs 10 Amp contact rating at 120 / 240 VAC
- Max Power consumption 45 Watts

Communications

- Ethernet.....1 x 10/100 auto sensing
 - Support for Hardwired TCP/IP Protocols TCP, UDP, ICMP, IPv4 ARP, IGMP, PPPoE, Ethernet
 - 10BaseT/100BaseTX Ethernet PHY embedded
 - Auto Negotiation (Full-duplex and half duplex)
 - Auto MDI/MDIX
 - ADSL connection (with support for PPPoE Protocol with PAP/CHAP Authentication mode)
 - ECON OPI platform
 - Supports up to 4 independent sockets simultaneously
 - Internal 16Kbytes Memory for Tx/Rx Buffers
 - 0.18 μm CMOS technology
 - Serial Peripheral Interface(SPI MODE 0, 3) Multi-function LED outputs (TX, RX, Full/Half duplex, Collision, Link, Speed)
- USB.....1 x USB 2.0 Mini-B

Wiring Summary

- Each field wire connector includes the following:
- Terminal 1 – Lock power (Line or + VDC)
 - Terminal 2 – Lock power (Neutral or -VDC)
 - Terminal 3 – Ground
 - Terminal 4 – Unlock output
 - Terminal 5 – Lock output
 - Terminal 6 - +24 out for status switch
 - Terminal 7 – Door status Input

Model Numbers

- ECS-3701B-RMRack mount controller
- ECS-3801B-PMPanel mount controller



ETHERNET CONTROL SYSTEMS

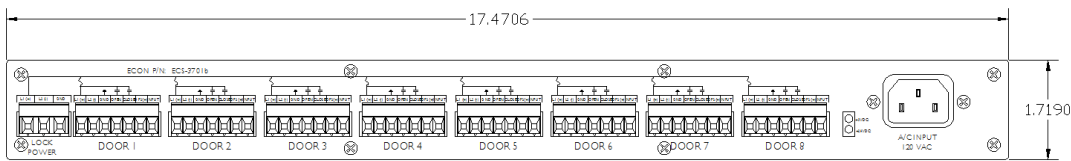
UNIVERSAL DOOR CONTROLLER

Universal Door Controller RACK MOUNT Dimensional Drawings

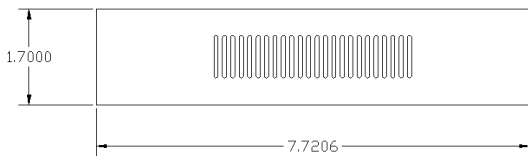
Front Panel View




Rear Panel View



Side View



Top View



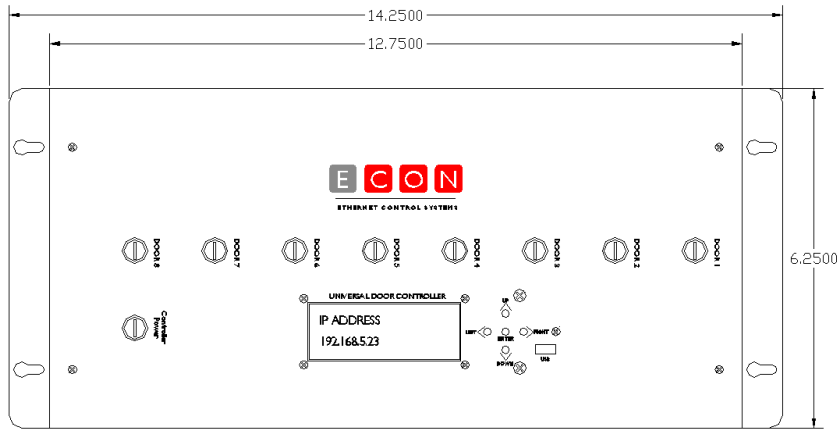


ETHERNET CONTROL SYSTEMS

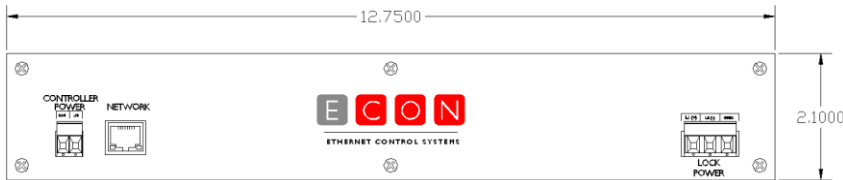
UNIVERSAL DOOR CONTROLLER

Universal Door Controller PANEL MOUNT Dimensional Drawings

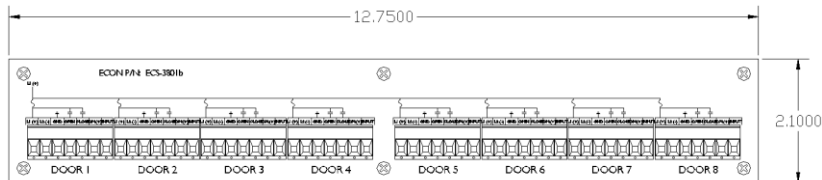
Top View



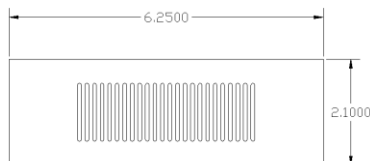
Front Panel View



Rear Panel View



Side View



Product offerings and specifications are subject to change without notice. Actual products may vary from photos. Not all products include all features. Availability varies by region; contact your sales representative. Certain product names mentioned herein may be trade names and/or registered trademarks of other companies. © 2012 ECON Systems LLC. and its respective companies. All rights reserved